

# Life in the Jurassic Sea

Did you know? Nearly 200 million years ago Lincolnshire was beneath a shallow, warm sea. Here are some of the creatures that lived there and the fossils they've left behind.


## Gryphaea

A very common creature that was a type of extinct oyster. It had two shells that could be closed tightly to protect the creature inside. It lived on the seabed, safely burrowed into the sand. Because of its shape it is often called a 'devil's toenail'.



## Ammonites

These creatures are related to modern squids. They lived in a shell made up of chambers. As the ammonite grew it moved its body into a new chamber and left the others empty. It could fill the empty chambers with air or water to move around, like a submarine. Ammonites ranged in size from just a few centimetres to the size of an adult human!




## Belemnites

These squid-like creatures had ten tentacles and had ink sacks. Their fossil remains are mostly from the bullet shaped 'rostrum' found in the tail. The largest belemnite ever found would have been around 4 or 5 metres long.



## What is a fossil?

When a sea creature died, its remains would sink and become covered by sand or mud at the bottom of the sea. The soft parts of the creature would rot away quickly but the harder parts like the shell or skeleton would often survive. Over a very long time the sand or mud hardens to stone and a fossil is formed.



## Ichthyosaurs

These reptiles were similar to dolphins, their name means 'fish lizard'. Unlike other reptiles, they gave birth to their young. They ranged from the size of a dog to the size of a blue whale! They had the largest eyes of any known creature.



## Plesiosaurs

There were many different types of plesiosaur; some types grew to be 13 metres long, which is the size of 1 and a half buses! They breathed air so needed to come to the surface often. The Collection Museum's plesiosaur was discovered in 1906 in a brick pit on West Parade; St Faith's Primary School was later built there. We think that it was killed by a larger type of plesiosaur because the fossils show us that the back was twisted and teeth marks have been found.



## Fossil Hunters

Mary Anning was an important fossil collector who lived in the 19<sup>th</sup> Century. She found Ichthyosaurs, plesiosaurs and even a pterosaur (a flying reptile).

Today, somebody who looks for and studies fossils is called a palaeontologist.



Try our fun quiz on 

Just use this pin to access it:  
0898605

# Activities to try at Home

We've come up with some fun ideas for you to try at home.  
If you can't find the materials we've used then get creative and use something else!

## Build a plesiosaur

Use junk, lego, food, paper scraps, play dough...absolutely anything you can find!



## Create a fossil

Make your own salt dough and create a fossil. An ammonite is an easy one to try, roll the dough into a long sausage and coil it around into a spiral. If you don't have the ingredients for salt dough you could use play dough instead.



## Recipe for Salt Dough

200g plain flour  
100g salt  
100g water

Mix together to make a dough and knead with your hands.

To harden the salt dough place it in the oven on a low setting for a few hours (ask an adult to help).


## Decorate a pebble

You could paint or colour a stone to look like a fossil. Ours were created with nail varnish, pens and a chalk pen!

## Be a fossil hunter

Have a go at being a palaeontologist. You need fossils (you could make your own) or dinosaur toys, a brush, and something to dig in. It could be a box of clean compost, sand, clean cat litter, or even cereal!

Ask somebody to hide the fossils or dinosaurs in the box and then you can carefully dig and brush to find them!



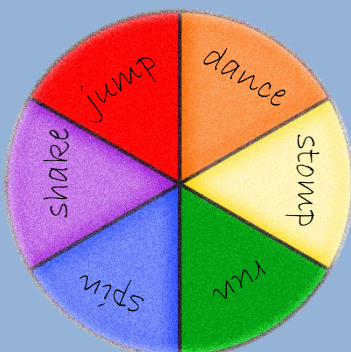
## Colour a plesiosaur

If you have a printer you could colour in our plesiosaur. You'll find the file on our website. Or have a go at drawing your own plesiosaur.



## Dino Spinner Game

Make a spinner with all sorts of actions on it – jump, dance, stomp, shake, spin, run. Someone spins the spinner and you have to complete the action it lands on – but you have to do it like your chosen dinosaur!



## Share Your Creations!

We would love to see what you make. Please send us your photos or tag us.



The Collection Lincoln & Usher Gallery



CollectionUsher



CollectionUsher